

# UBC 100

UBC VANCOUVER  
CAMPUS SECURITY  
ANNUAL REPORT 2015

## ABOUT CAMPUS SECURITY

Campus Security delivers services and programs in three distinct operational areas:

- *Patrol Operations:* 24/7 proactive patrols of campus by foot, bike and vehicle; dedicated security in specific buildings; respond to all calls for security assistance
- *Community Relations:* crime prevention education and training; support and referrals for victims of crime
- *Access Services:* consultations, installations and technical support for alarm systems and cameras for campus buildings

## UBC CAMPUS SECURITY PURPOSE STATEMENT

“CAMPUS SECURITY EMBRACES THE UNIVERSITY’S VALUES BY PROMOTING A SAFE, SECURE, CARING AND WELCOMING ENVIRONMENT TO ALL THE CAMPUS COMMUNITY.”

Campus Security provides 24/7 security services including security patrols, security dispatch and alarm response, access control, investigations, threat assessment & management, event security, crime prevention initiatives, community outreach and security technology.

We are a team of knowledgeable security professionals dedicated to serving the campus community. We are committed to acting ethically at all times and providing services in a professional and inclusive manner. Our goal is to be a welcoming and caring team who are always ready to assist the community for all its security needs thereby helping to support a safer campus.

## 2015: YEAR IN REVIEW

Campus Security at the University of British Columbia’s Point Grey campus is responsible for over 1000 acres, comprising over 500 buildings, and a community of more than 80,000 students, faculty and staff.

Ongoing partnerships with student groups, UBC departments and faculties and external agencies such as the University RCMP detachment, help to support Campus

Security's continued commitment to promoting a safe and secure environment on campus.

In 2015 Campus Security continued to provide the campus community with information to improve safety on campus utilizing Crime Prevention weeks, the Holiday Safety program in December and regular monthly outreach meetings with departmental administrators. The department's website, [www.security.ubc.ca](http://www.security.ubc.ca), was also updated this year to include ongoing safety alerts and updates, which individuals can subscribe to receive, an incident report form and a map of thefts on campus, updated per term, to increase awareness on campus. Further website enhancements are planned for 2016.

In May 2015 Security received approval to expand the Blue Phone network on campus from 20 – 40 phones. The new phones will include cameras that will be activated when an incident is reported. Work began on the installation of the new phones and the replacement of the existing phones in November 2015. The project is to be completed by March 2016.

An external review of the Campus Security Department will take place in April 2016. This review will seek input to ensure that the department is positioned to support the University's continued growth and development.

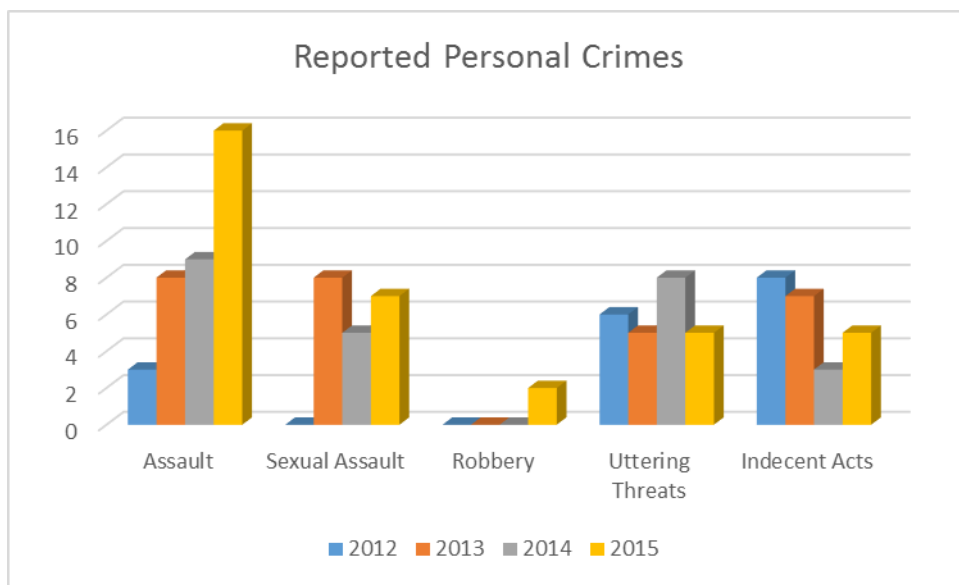
Personal crime (inclusive of Assault, Sexual Assault, and Uttering Threats) incident numbers were up over prior year. Campus Security is receiving more reports from students related to incidents on and off campus.

Property crime (inclusive of Theft, Theft from Auto and Break and Enter) were all up this past year. Thefts of laptops and bikes continue across campus. Campus Security

continues to educate the community on ways to prevent thefts and are looking to a bike registry program, similar to the City of Vancouver's program initiated in 2015.

\*\*\*\*The statistics in this report refer exclusively to information reported to Campus Security in the calendar year ending 31 December 2015

## 1(a) 2015 STATISTICS: REPORTED PERSONAL CRIME



### **Assault 16 Reported** (2014 - 9 Reported)

Of 16 total reported occurrences of assault, 7 were reports of unprovoked and unwanted physical contact by unknown person(s). 4 resulting from disputes, 2 resulting from domestic disputes, 2 occurred off campus and 1 was an altercation between two students.

### **Sexual Assault 7 Reported** (2014 - 5 Reported to Security - On Campus Incidents Only)

There were a total of 7 reported sexual assaults occurrences on campus, five were reported to have occurred in student residences and 1 occurred in a student residence

common area. The seventh incident occurred in a building on campus. One was a report of forcible rape by a student that occurred prior to 2015, three of unwanted sexual touching by a student and a further three were reports of unwanted sexual touching by unknown person.

The 7 reports of sexual assault refer solely to reports made to Campus Security of sexual assaults that occurred on campus. During the calendar year ending December 31, 2015, Campus Security received 6 additional reports of sexual assault that occurred at off campus locations. Two were reports of unwanted sexual touching by students, One was a report of forcible rape, prior to 2015, at an off campus residence by a student from another institution and one forcible rape at a location outside of greater Vancouver area. Three were either third party reports or specific information was only provided to RCMP.

### **Robbery 2 Reported** *(2014 - 0 Reported)*

A total of 2 robberies were reported. 1 allegedly occurred on Wesbrook Mall in the early morning hours and an alleged second at Wreck Beach.

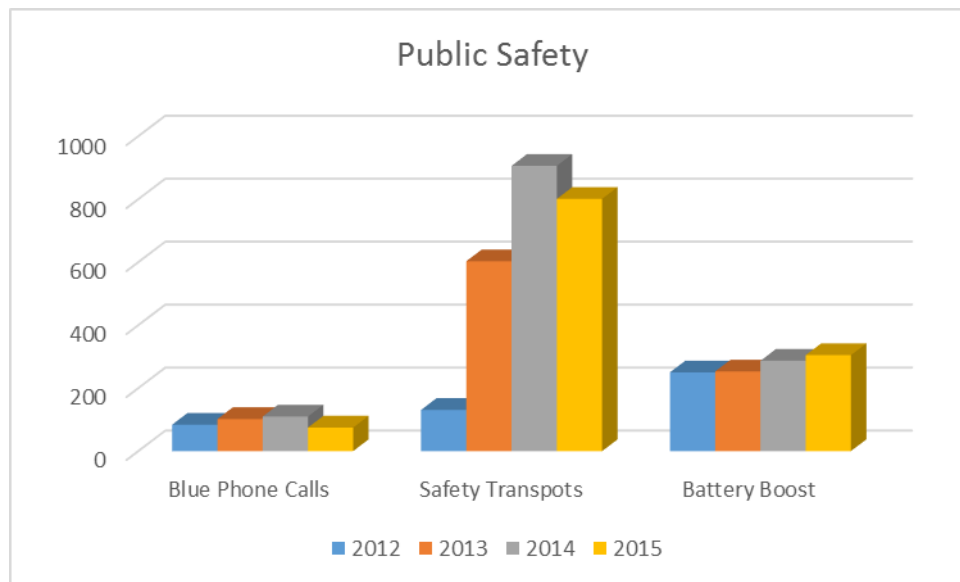
### **Uttering Threats 5 Reported** *(2014 - 8 Reported)*

Of 5 total reported occurrences of uttering threats, 1 was a domestic dispute between a UBC student and a student from another institution where the UBC student allegedly threatened to defame the victim. 1 was a report of a faculty member receiving threats from a student with regards to methods of teaching. 1 was a report of a delivery truck driver threatening a staff member. 1 was between two staff members and 1 was a customer threatening a staff member.

## Indecent Acts **5 Reported** (2014 – 3 Reported)

Of 5 reported incidents, 2 were the result of sexual activity at public places, 1 for viewing inappropriate internet content, 1 resulting from being nude in public, and 1 was defecating in public.

## 1(b) 2015 STATISTICS: PUBLIC SAFETY



## Blue Phone Calls (Assistance/Emergency) **75 Reported** (2014 – 110 Reported)

We currently have 19 blue phones located across campus. Upon activation, Campus Security dispatch is immediately connected to the blue phone and initiates a response to the location. There were a total of 75 calls in 2015, of which 69 were determined to be mischief or accidental activation. In each case, patrol officers were dispatched to investigate the cause of activation. 5 were non-emergency assistance calls such as wayfinding and 1 was a request for medical assistance.

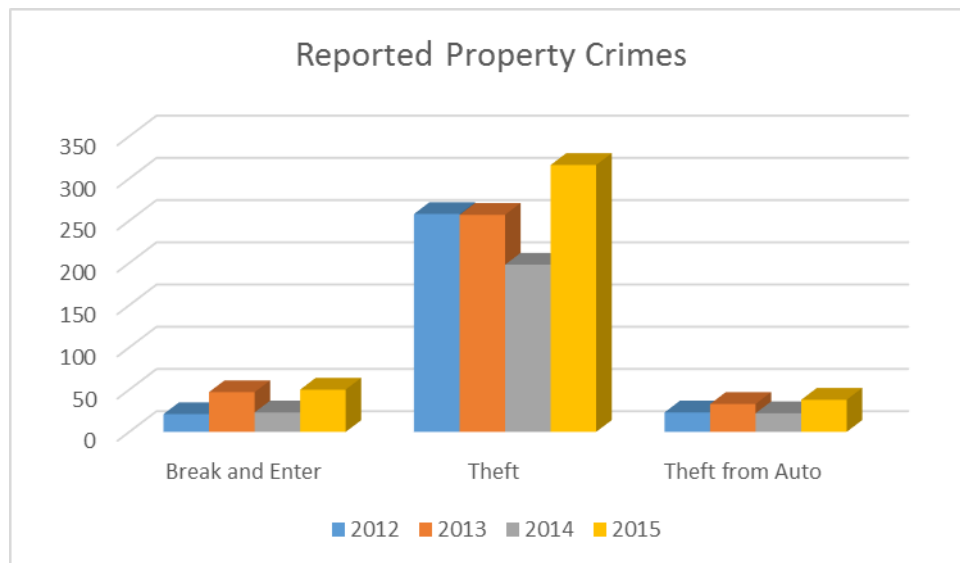
## Safety Transports **801 Reported** (2014 – 906 Reported)

Campus Security partners with AMS Safewalk to provide on-campus transports for person(s) concerned for their safety. A total of 801 transports were provided by Campus Security in 2015. AMS Safewalk operates between the hours of 1900 and 0200. Campus Security safety transports occur outside of these hours, when Safewalk does not operate.

## Battery Boosts **305 Reported** (2014 – 287 Reported)

A further service offered by Campus Security is providing vehicle jumpstarts to prevent motorists from being stranded on campus.

## 2(a) 2015 STATISTICS: REPORTED PROPERTY CRIME



## Break and Enter **48 Reported** (2014 – 23 Reported)

Forty-eight break and enters were reported up from prior year. Of these, 36 break and enters showed signs of forced entry. Cash was stolen in 5 instances, computer equipment in 5 and 26 had one or more laptops stolen.

In 5 instances there was no sign of forced entry and cash, laptop and equipment were stolen. 6 were due to insecure premises where laptops were stolen and 1 was reported to have occurred off campus. 11 of the 48 instances of break and enter occurred in student residences on campus.

### **Theft 315 Reported** *(2014 – 158 Reported)*

The most common types of stolen property were bikes (135), personal laptops/tablets (55) and cellphones. Most bikes were stolen outside of student residences where bikes are often left overnight and during weekends. The number of thefts have doubled over 2014.

### **Theft from Auto 39 Reported** *(2014 – 22 Reported)*

Of 39 reported incidents of theft from auto, 8 occurred at the North Parkade, 7 at the Acadia/Fairview residential area, 3 at the Botanical Garden parking areas and 3 at the Museum of Anthropology parking lot. The remainder occurred across campus at random locations.

Campus Security recognizes the trend in property theft and have continued to leverage monthly Crime Prevention meetings with building administrators, crime prevention week, staff orientations and the UBC Security website to increase awareness and education on the best practices for asset protection.

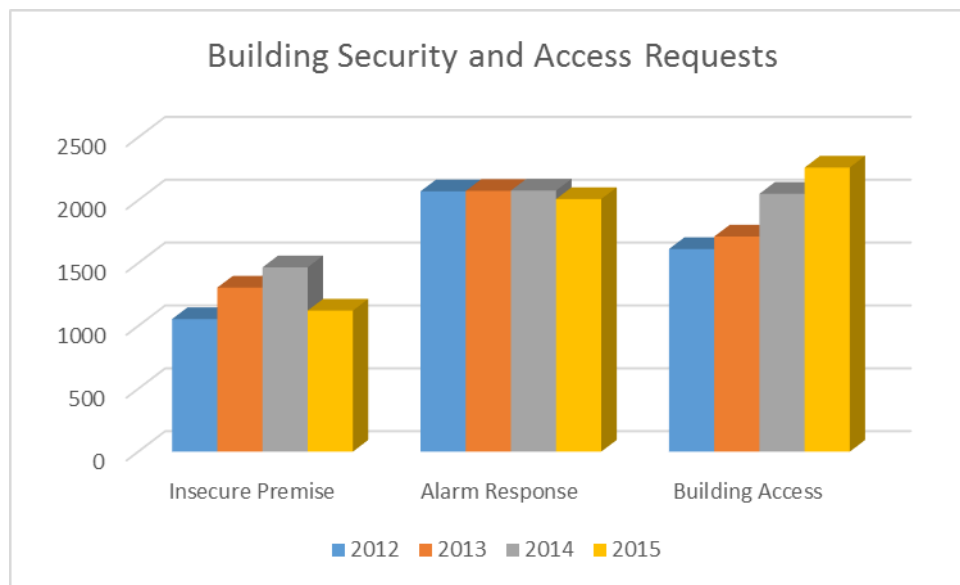
Some of the tactics currently in use to deter crime include the use of security personnel in parkades to provide tips to motorists on protecting the assets in vehicles, talking with students in libraries and common study areas to keep watch of their



valuables and setting up information tables to promote precautions to decrease the risk of bike thefts.

In addition, Campus Security will be working with Student Housing and Hospitality Services to improve lighting around bike storage areas and to promote the use of secure bike cages in parking facilities for longer-term bike storage. Security is also looking to implement a community-based bike registration and recovery service, similar to Project 529 in use in the City of Vancouver, to help reduce bike thefts on campus.

## 2(b) 2015 STATISTICS: PROPERTY PROTECTION AND ACCESS REQUESTS



### **Insecure Premises 1122 Reported (2014 – 1466 Reported)**

Campus Security Patrol Officers check both interior and exterior doors to ensure that they are secure outside of normal operating hours. When a campus building or office is found insecure, the premises is immediately patrolled and secured. A notification email will be sent to the department responsible for the space so that an investigation may be undertaken or measures implemented to prevent leaving the area insecure in the future.

## **Alarm Responses 2009 Reported** *(2014 – 2077 Reported)*

The number of alarm response stayed consistent to previous years' statistics, where the majority of the alarms were due to improper use of alarm panels, malfunctioning equipment or accidental activations by authorized users and alarms that activated for no apparent cause. A small portion of alarms are a result of malfunctioning equipment or break and entering (6).

## **Building Accesses 2260 Reported** *(2014 – 2051 Reported)*

Campus Security most commonly provides access for students, faculty and staff who have misplaced their keys. Access to secure areas is also provided to students, staff, external contractors and other service providers with pre-authorized approvals from the department responsible for the space.

## **2015 HIGHLIGHTS & ACHIEVEMENTS**

### ***Monthly Community Outreach Meetings***

Monthly community outreach meetings, held in the Michael Smith Laboratory building, targeted to staff responsible for building administration, continue to be a valuable forum for raising awareness regarding security issues and crime prevention tips.

### ***Crime Prevention Weeks***

Crime Prevention Week is now held twice a year, at the beginning of the spring and winter semesters. This initiative allows the Campus Security management and security team to interact with students, faculty and staff to convey crime prevention messages and receive any feedback for security and the campus community. Campus Security is

planning to launch additional programs in 2016 to continuously remind the campus community that crime prevention is important every day.

### ***Access Services***

Access Services continues to install new access systems across campus. 30 new areas are now protected with Intrusion Systems, 14 new safety and security cameras have been installed, and over 1000 new doors have been provided with high-security UBC Abloy locks. In addition, 243 new keyless entry points were installed. Notable installations included the new AMS Nest, Alumni Centre, District Energy Centre, Library Preservation and Archives. We have continued our commitment to the Preventative Maintenance Plan, ensuring reliability and longevity of systems function, along with a proactive upgrade plan to newer technology.

### ***UBC Security Homepage – [security.ubc.ca](http://security.ubc.ca)***

New features have been incorporated on the security homepage, such as the Reporting an Incident online, incident maps of campus, UBC and RCMP reported sexual assault statistics and a Blue Phone location map. In addition, the community is now able to sign up online and receive emails when new Alerts and Updates are issued.

## **2016 Goals and Objectives**

### ***Community Relations***

Continue to focus on outreach efforts and information sharing via monthly meetings with departmental administrators and leverage crime prevention weeks in the Fall and Winter terms. Launch a bike registry program to deter bike thefts on campus and investigate a laptop registry.

## ***Patrol Operations***

Utilize incident maps to implement revised operational plans and reallocate resources to further improve presence, coverage and effectiveness of Campus Security Team.

## ***Campus Security External Review***

Support the department's external review in April 2016 and develop a plan to address the reviewers' recommendations to position the department for future success.

## ***Blue Phone Project***

This project is currently in progress. By the end of March 2016 the number of blue phones on campus will increase from 20 to 40. Incident driven cameras will be attached to each blue phone to provide Campus Security with situational awareness, thereby enabling a better response to the caller.

The locations of the additional 20 blue phones have been strategically chosen to provide the optimal coverage for the campus. The campus blue phone location map is available at <http://security.ubc.ca/campus-blue-phones/> and the terms of use for the emergency blue phone camera system at the following website; <http://universitycounsel.ubc.ca/access-and-privacy/cameras/camera-1/>.

Five of the blue phones will be deferred until new construction commences. This includes the diesel bus loop, Brock Commons and the athletic field.

## APPENDIX A: RCMP SEXUAL ASSAULT STATISTICS

The following tables represent the number of sexual assaults reported to the University detachment RCMP for any incidents occurring at the UBC Vancouver Campus and University Endowment Lands.

This data has been made available as a result of a recommendation in the 2014 Campus Safety Working Group Report as an action item under University and RCMP partnership.

### REPORTED AND FOUNDED SEX OFFENCES\*- UNIVERSITY DETACHMENT RCMP

\*Sex offences reported by the RCMP includes sexual assaults and also extends to indecent acts and assistance to other police agencies

\*\*Founded is defined as confirmed by the RCMP that a sexual assault occurred

YEAR	REPORTED SEX OFFENCES*	FOUNDED SEXUAL ASSAULTS**
2009	16	5
2010	28	8
2011	25	8
2012	18	2
2013	50	9
2014	3	3
2015	19	17